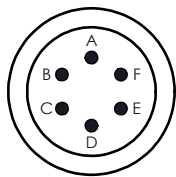
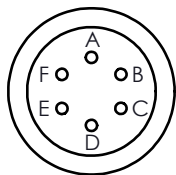
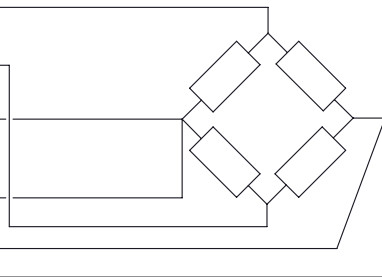


Connettore mil. 6 poli presa maschio da pannello

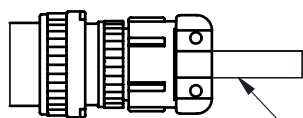


PRESA MASCHIO AD INCASSO 6 POLI
(lato a vista)

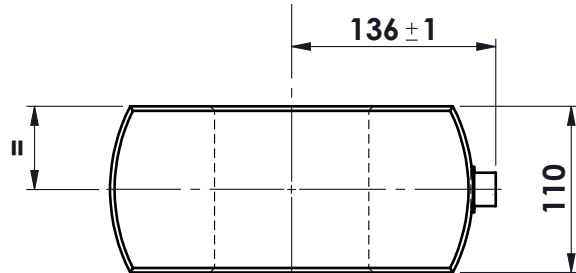
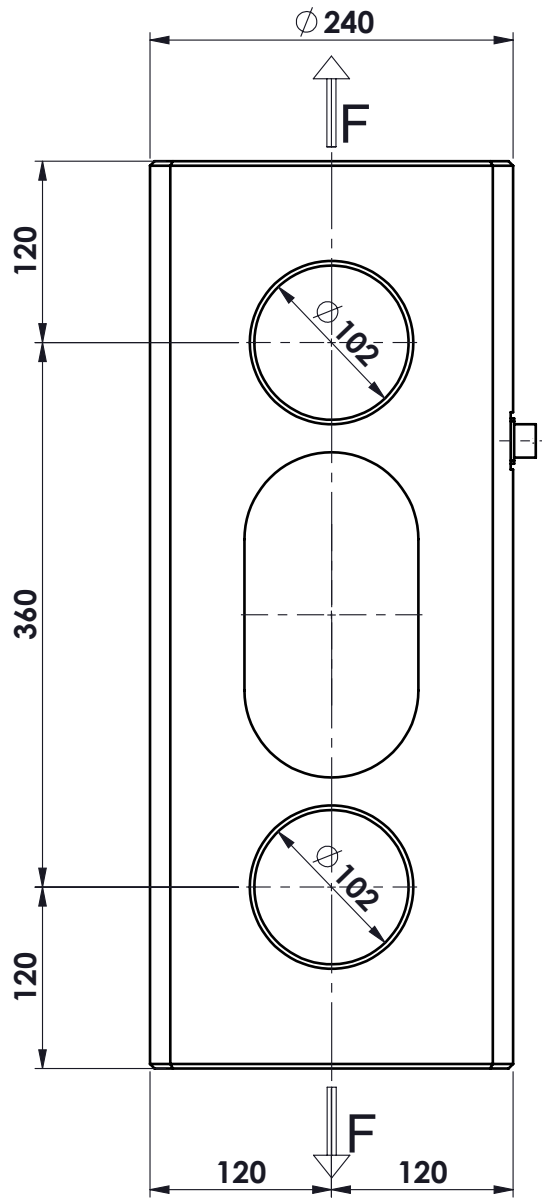
- A= BIANCO SEGNALE -
- B= VERDE SEGNALE +
- C= NERO ALIM. -
- D= ROSSO ALIM. +
- E= MARRONE RIF. -
- F= BLU RIF. +



PRESA FEMMINA VOLANTE 6 POLI
(lato a vista)



Cavo m. 50
mod. SLS-0224



MATERIALE ACCIAIO INOX
PORTATA 250.000 kg.
SENSIBILITA' 1 mV/V
Grado di protezione IP68



toler. gen.	0 ÷ 30	±0.10
	30 ÷ 100	±0.15
	100 ÷ 300	±0.25
	300 ÷ 500	±0.50
	foro/alb H9 - h9	
	sm. e raggi	0.5



peso kg. 106.23
Data 26.11.2007
Scala 1:5

CELLA DI CARICO IN TRAZIONE
mod. TRS 250.000
ASSIEME

N° DISEGNO B.1091

foglio 1 di 1

disegnato FB

controllato

MATERIALE

GREZZO

TRATTAMENTO

FINITURA LAVORAZ.



METIOR s.r.l.